

This compact versatile system provides the support your shop needs

QSS-35 PLUS SERIES

QSS-3501*i* PLUS / 3501 PLUS / 3502 PLUS




Enhanced efficiency to meet the market needs of today and tomorrow

Minilab efficiency is a vital quality that enables retailers to quickly meet the diverse needs of today's customers. The QSS-35 PLUS series makes advances in efficiency and flexibility by allowing you to choose between two layout types. In addition to the convenient standard layout in which the controller is placed in the printer unit, you can also choose a separate layout in which the controller is placed away from the printer. The ability to position the controller and the printer in separate places enables you to construct an efficient network.

A Step Further



 Latest convenient features in a compact footprint
Standard Layout

QSS-3501*i* PLUS

Approx. **760** print/hr
(W 152×102mm)

QSS-3501 PLUS

Approx. **810** print/hr
(W 152×102mm)

QSS-3502 PLUS

Approx. **1,040** print/hr
(W 102×152mm)

Calculated using digital camera media (6 megapixels)

QSS-35 PLUS



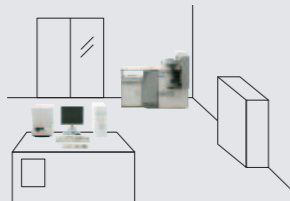
+++

New possibilities with the separate configuration

+++

Versatile layout

The controller can be placed apart from the printer for a versatile layout that can be adjusted according to your business scale. Shop layout changes are a breeze with this configuration.



A complete network

Separating the controller and the printer enables efficient operations and enables you to build a new network system around the controller.



QSS-35 PLUS SERIES

		QSS-3501i PLUS	QSS-3501 PLUS	QSS-3502 PLUS	
Film types	LS-600/1100, HS-1800	Color negative and positive, B&W negative	←	←	
Film formats	LS-600/1100	135F, 135H, 135P, 135FP, 135FPP, IX240	←	←	
	HS-1800	110, 135F, 135H, 135P, 135FP, 135FPP, IX240, 6x4.5, 6x6, 6x7, 6x8, 6x9	←	←	
Compatible input media*1	Standard	FD, HDD, CD-ROM, CD-R, CD-RW, DVD	←	←	
	Option	Microdrive, CompactFlash, SmartMedia, SD Card, MMC, RS-MMC, Mini SD Card, Memory Stick, Memory Stick Pro, Memory Stick Duo, Memory Stick Pro Duo, xD-Picture Card, USB Flash Memory	←	←	
Compatible output media*1	Standard	FD, HDD	←	←	
	Option	CD-R, CD-RW, DVD-RAM, DVD-R, Microdrive, CompactFlash, SmartMedia, SD Card, MMC, RS-MMC, Mini SD Card, Memory Stick, Memory Stick Pro, Memory Stick Duo, Memory Stick Pro Duo, xD-Picture Card, USB Flash Memory	←	←	
Print sizes	Paper width	82.5, 89, 102, 114, 117, 120, 127, 130, 152, 165, 178, 203 (mm)	82.5, 89, 102, 114, 117, 120, 127, 130, 152, 165, 178, 203, 210 (mm)	←	
	Paper advance length	Minimum: 82.5mm Maximum: 610mm	Minimum: 82.5mm Maximum: 610mm (An option can be added to increase the maximum paper advance length to 914.4mm for paper widths of 127mm or more.)	←	
Exposure system		iBeam exposure system	Laser exposure system	←	
Print resolution		300dpi	←	←	
Film scanning method (LS-600/1100, HS-1800)		Main scanning: Independent line exposure via 3 line CCD Sub scanning: Film movement	←	←	
Paper supply		Single magazine system (Standard) / Dual magazine system (Factory option) / Triple magazine system (Factory option)	←	←	
Order classification		Standard: Up to 3 orders / Option: Can choose either 12 or 10 orders	←	Can choose either 12 or 10 orders	
Dimensions		See "External View" below	←	←	
Rated power capacity		AC200-240V 1P2W 3.6 (18A) ~4.0KVA (17A)	←	←	
		AC200-240V 3P3W 3.6 (12A) ~4.0KVA (11A)	←	←	
		AC346-415V 3P4W 3.6 (9A) ~4.0KVA (9A)	←	←	
Weight	Scanner	LS-600: Approx. 16.7kg / LS-1100: Approx. 17.5kg / HS-1800: Approx. 18.6kg	←	←	
	Printer-Processor	Approx. 301.2kg (Standard specification)	Approx. 307.4kg (Standard specification)	Approx. 317.9kg (Standard specification)	
Estimated processing capacity (prints/hr)					
135 negative film (24 exp.)	W 89 x 127mm	LS-600	Approx. 600	Approx. 600	Approx. 600
		LS-1100	Approx. 630	Approx. 670	Approx. 1110
		HS-1800	Approx. 630	Approx. 670	Approx. 1200
	W102 x 152mm	LS-600	Approx. 530	Approx. 580	Approx. 600
		LS-1100	Approx. 530	Approx. 580	Approx. 1040
		HS-1800	Approx. 530	Approx. 580	Approx. 1040
	W203 x 254mm	LS-600	Approx. 190	Approx. 190	Approx. 190
		LS-1100	Approx. 320	Approx. 320	Approx. 320
		HS-1800	Approx. 330	Approx. 360	Approx. 360
Digital camera (6 megapixels)*2	W 89 x 127mm	Approx. 630	Approx. 670	Approx. 1200	
	W127 x 89mm	Approx. 790	Approx. 910	Approx. 910	
	W102 x 152mm	Approx. 530	Approx. 580	Approx. 1040	
	W152 x 102mm	Approx. 760	Approx. 810	Approx. 810	
	W203 x 254mm	Approx. 330	Approx. 360	Approx. 360	

*1 Depends on the PC, card reader used. Media types listed above are based on the computer system supplied by Noritsu Koki.

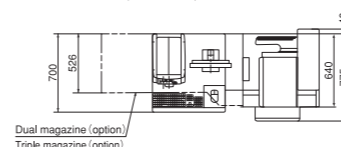
*2 Using 512MB xD-Picture Card, 3024 x 2016 pixels per image.

Calculated according to our criteria. The actual capacity you achieve may be different.

External view (Unit: mm)

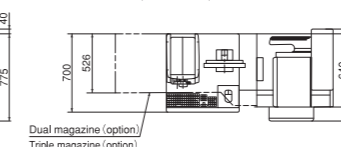
QSS-3501i PLUS

LS-600/1100 (HS-1800) +IPP-800G2



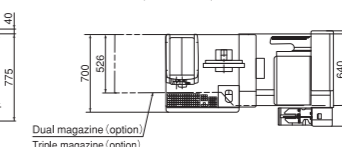
QSS-3501 PLUS

LS-600/1100 (HS-1800) +LPP-900G2

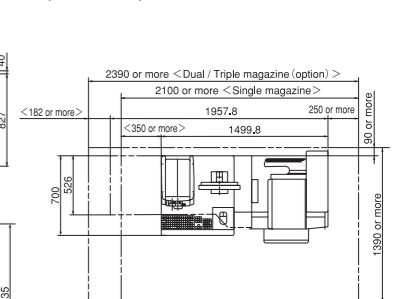


QSS-3502 PLUS

LS-600/1100 (HS-1800) +LPP-1200G2



Space required for installation (Unit: mm)



NORITSU KOKI CO., LTD.

579-1 UMEHARA, WAKAYAMA-SHI, 640-8550, JAPAN
PHONE:(81)73-454-0345 FACSIMILE:(81)73-454-0301
<http://www.noritsu.co.jp>

COUNTRY OFFICE

Australia Noritsu Koki Australia Pty. Ltd.
Brazil Noritsu Do Brasil Ltda.
Canada Noritsu Canada Ltd.
The Czech Rep. Noritsu (CR) spol. s r.
China Noritsu (Shanghai) E. E. M. Co., Ltd.
China Noritsu (Shanghai) P. E. M. Co., Ltd.
France Noritsu France
Greece Noritsu Hellas Ltd.
Germany Noritsu (Deutschland) GmbH
Hong Kong Noritsu (Far East) Ltd.
India Noritsu India Branch

PHONE NO.

(61) 2-9317-2141
(55) 11-3779-0607
(1) 905-567-8982
(420) 241-040901
(86) 21-59169898
(86) 21-59169898
(31) 169-11-92-00
(30) 210-6019506
(49) 2154-9157-0
(852) 2873-4788
(91) 11-41427245

COUNTRY OFFICE

Italy Noritsu Italia S. r. l.
Mexico Noritsu Mexico S.A. De C.V.
The Philippines Noritsu Philippines, Inc.
Poland Noritsu (Poland) Sp. z o.o.
South Korea Noritsu Seoul Branch
Russia Noritsu (R) Ltd.
Singapore Noritsu Singapore Pte. Ltd.
Taiwan Noritsu Taiwan Co., Ltd.
U. A. E. Noritsu Near East Branch
U. K. Noritsu (UK) Limited
U. S. A. Noritsu America Corporation

PHONE NO.

(39) 0321-445211
(52) 55-2626-6710
(63) 2-812-8443
(48) 22-863-2800
(82) 2-569-2701
(7) 495-933-6446
(65) 6778-8333
(886) 2-2508-1908
(971) 4-8837556
(44) 1908-371100
(1) 714-521-9040

NORITSU, QSS and AccuSmart™ are trademarks of Noritsu Koki Co., Ltd.
"Memory Stick" is a trademark of Sony Corporation.

All other product and company names herein may be trademarks of their respective owners.

The specifications, information, and appearance of the products herein are subject to change without notice.


Our products have been manufactured under an ISO 9001-certified quality assurance system.

+ A compact minilab that makes high quality prints with easy operation

Easy installation

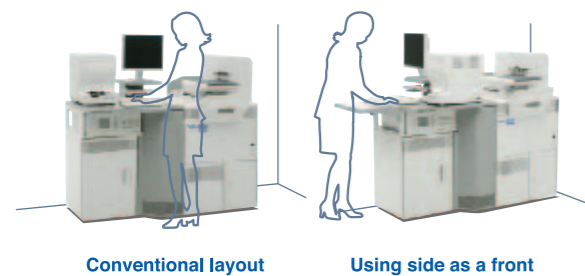


With the QSS-35 PLUS series you get Noritsu's renowned high quality print technology in a compact footprint of just 1 square meter. This compact size is ideal for labs with limited space, and for those that want to use their remaining space effectively by installing a second minilab.



Flexible layout

You can choose which side to operate the machine from, giving you more freedom to use the system in a way that best fits your available floor space. Furthermore you can also adjust the height by raising the table up to 20cm.



Dual / Triple Magazines

FACTORY OPTION



The QSS-35 PLUS series enables you to install dual magazines or triple magazines and still maintain a compact footprint.



Easy Controller (sold separately)



The main software "EZ Controller" provides complete control for the entire system including print order control and order management control. Even novices will find it easy-to-use.



Automatic functions



Auto daily setup

Daily setup is carried out automatically (except for iBeam tuning) using the program timer. This reduces the prep time required before business hours, helping you to reduce labor fees and use your time more efficiently.

*The Rack Cleaning / Water Refilling Unit (option) is required for automatic daily setup with the QSS-3501i PLUS.

Automatic calibration with the colorimeter

The colorimeter is built into the processor. During setup, the setup print is automatically inserted into the colorimeter as it comes out of the dryer.



Control Strip Auto Loading Unit

OPTION

You can set the control strip in the Auto Loading Holder Unit without a leader and set this unit in the processor. Doing so enables the control strip to be processed automatically when processing begins.



Simply set the Auto Loading Holder Unit in the correct position

Film scanner can be added according to your needs

OPTION



Whatever your input needs may be, the QSS-35 PLUS series has you covered. Labs that specialize in prints from digital media do not need to purchase a film scanner.




*1 135 / IX240 only. No carrier required.
*2 The print capacity varies according to the printer-processor used.

• High quality laser engine



• High quality iBeam engine

Noritsu Koki's laser engine is used for the QSS-3501 / 3502 PLUS and an iBeam engine is used for the QSS-3501i PLUS. Both produce vivid, high quality prints of 300dpi.



Interrupted orders signified by LED lamp



LED lamps on the order sorter (Standard for QSS-3502 PLUS. Option for QSS-3501i / 3501 PLUS.) are used to indicate which orders have been interrupted and which print trays the interrupted orders are in.




A wide variety of value-added prints



The QSS-35 PLUS series helps to create new business opportunities with its wide variety of print sizes and value-added prints.

Panorama print



Tiling

OPTION



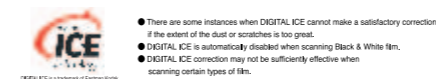
Noritsu Koki's Image processing technology



Automatic correction of dust / scratches on film

- Digital Ice™
- Digital Masking

Digital Ice™ automatically discovers and corrects dust and scratches on the base layer of film, and Digital Masking automatically corrects dust and scratches on the emulsion layer to make blemish-free prints.



Automatic correction resulting in natural-looking scenes, and an array of special correction functions for specific scenes

- Image optimization
- Special correction software

[Cross Filter Software]

Cross marks are placed in areas of shining or reflecting light, adding a nice accent to the picture.



[Soft Filter Software]

Creates a diffusing effect on the entire image except for the area you specify.

Foggy filter: Makes images that look like they were taken in the fog.
Duto filter: Produces a mild soft effect.



There are many other types of correction software including red eye correction, tone curve correction, and scene correction.

Cross filter software

**The components can be separated to make an efficient network system.
This kind of separate layout is ideal for labs installing multiple minilabs.**

Easy Controller (sold separately)

You can separate the PC with EZ Controller software from the printer in the QSS-35 PLUS series for an efficient network setup. The EZ Controller gives you the ability to perform many important functions such as order management, value-added print creation, and image correction.



Printer-Processor (QSS-35 PLUS)




Display module (OPTION)

You can display error messages on the display module even if it is separated from the printer. This enables you to quickly recognize and solve any problems that may arise.



Sample Network 1

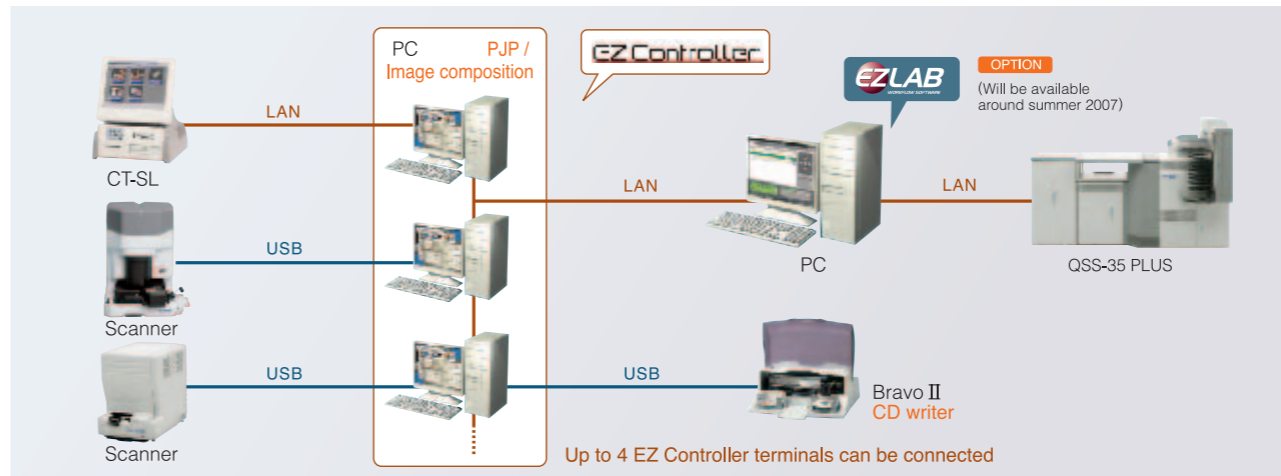
EZ LAB enables efficient processing with multiple printers



You can easily control multiple printers by installing a PC for PJP / Image composition and using "EZ LAB" software. Installing "EZ LAB" software in the order sorting PC enables you to divide the print orders among up to 8 printers, and thus provide an efficient print service.

Sample Network 2

Effectively divide the workflow by adding EZ Controller terminals



PJP, image correction and other tasks can be divided up and carried out on separate PCs, making for an efficient system that allows printing and editing to be performed simultaneously. This is an ideal solution for high-volume minilab shops and outlets promoting one-stop prints.

Options and peripheral equipment

Reduces hassle – Increases sales
CT-SL

The CT-SL displays the images on the media, so all the customers have to do is select the images they want to print and the quantity. The customers enter the order information themselves, saving time and eliminating hassle for the lab employees.



External CD-R writers
Bravo II / Rimage

Automatic CD-R writing is possible with external CD-R writers, which enable thumbnail images to be printed on the face of the CD. These writers can be connected directly to the EZ Controller, helping to keep the system costs at a minimum amount.



Easy output (OPTION)

Noritsu Quick Access

If the optional Noritsu Quick Access is used, you can output image data to the printer directly without using the EZ Controller or EZ LAB. Even novices will find its drag & drop operations easy.

(You must adjust the image size to fit the print size)

