




# E-6 Film Processors Models

**E-6-3    E-6-6    E-6-10**

The E-6-3 is for processing of computer-generated slides or other E-6 process applications for 35mm film at 3 fpm, while the E-6-6 and E-6-10 are capable of processing both 16 and 35mm film at 6 and 10 fpm. Advantages of these machines are that they're fast, quiet (meet OSHA standards), easy to operate and simple to maintain. The E-6 units are designed for maximum efficiency in the use of water, electricity and chemistry. Since all photographic variables are accurately and automatically controlled, consistent, top-quality output is assured.






# E-6 Film Processors


## Models

### E-6-3    E-6-6    E-6-10


The E-6 models feature Allen's ATA (Automatic Tension Adjusting) film transport system, which maintains uniform film movement throughout all processing steps. This, along with simplified, quality engineering and machine construction of #316 stainless steel and titanium, helps assure dependability for quality output.




Eye-level automatic controls



Easy-to-read flowmeters



Rotary buffer squeegees for quiet operation



Solution-conserving plumbing

#### Dimensions

E-6-3: 91" long (231.14cm); 64" high (162.6cm); 19¾" wide (50.17cm)  
 E-6-6: 115" long (292.1cm); 64" high (162.6cm); 19¾" wide (50.17cm)  
 E-6-10: 166¾" long (423.55cm); 87" high (220.98cm); 27" wide (68.58cm)

#### Construction

#316 stainless steel and titanium deep tank construction; noncorrosive plumbing; set on casters for easy maneuverability

#### Processor Sequence

	Time*	Tank Capacity**			16/35mm Footage***		
		3	6	10	3	6	10
Load magazine					2000 (609.6)	2000 (609.6)	2000 (609.6)
Load accumulator					10 (3.05)	18 (5.49)	127 (38.74)
First developer	6	6.5 (24.6)	13.0 (49.2)	36.0 (136.44)	18 (5.49)	36 (10.98)	60 (18.3)
Rinse	2	6.5 (24.6)	6.5 (24.6)	15.0 (56.85)	6 (1.83)	5 (1.5)	20 (6.1)
Reversal bath	2	6.5 (24.6)	6.5 (24.6)	15.0 (56.85)	6 (1.83)	12 (3.66)	20 (6.1)
Color developer	6	6.5 (24.6)	13.0 (49.2)	36.0 (136.44)	18 (5.49)	36 (10.98)	60 (18.3)
Conditioner	2	6.5 (24.6)	6.5 (24.6)	15.0 (56.85)	6 (1.83)	12 (3.66)	20 (6.1)
Bleach	6	6.5 (24.6)	13.0 (49.2)	31.0 (117.49)	18 (5.49)	36 (10.98)	60 (18.3)
Fix	4	6.5 (24.6)	6.5 (24.6)	15.0 (56.85)	9 (2.74)	18 (5.49)	40 (12.2)
Wash (2 cycles)	2	6.5 (24.6)	6.5 (24.6)	15.0 (56.85)	6 (1.83)	12 (3.66)	20 (6.1)
Stabilizer	1	6.5 (24.6)	6.5 (24.6)	15.0 (56.85)	3 (.91)	6 (1.83)	10 (3.05)
Dry (take-up accumulator raised)					33 (10.06)	56 (17.2)	117 (35.69)
Take-up accumulator					11.5 (3.5)	11.5 (3.5)	20 (6.1)
Take-up reel					1200 (365.8)	1200 (365.8)	2000 (609.6)

#### Film Transport System

ATA (Automatic Tension Adjusting) system throughout with variable speed control; soft touch (bar-type) tires on all solution rollers

#### Standard Equipment

Automatic temperature control; all solutions recirculated and filtered; automatic dry box heat control; 2000 foot (609.6m) magazine; digital foot and temperature indicators; rotary buffer final squeegee; flowmeters for solutions; power cord

#### Optional Equipment

Replenishment systems consisting of floor-standing module that includes pumps; water mixing valves; mixing and transfer tank; silver recovery system; sump pumps, spare parts kit

#### Power Supply

115/230 volts, single phase

#### Water Supply

Gallons (liters) per minute to single connection:  
 E-6-3: 2 (7.58); E-6-6: 4 (15.16); E-6-10: 7 (26.53)

#### Drain Outlet

1½ inches (3.81cm) NPT from drain trough

Specifications subject to change

\*Minutes, as specified by Eastman Kodak \*\*Capacity in gallons, liters shown in ( ) \*\*\*Meters shown in ( )

## The Allen Products Company

180 Wampus Lane, Milford, Connecticut 06460 Telephone: 203 878 7454 Telex: 964368  
 Southeast Telephone: 404 422 0912 Midwest Telephone: 312 297 6262 West Telephone: 415 681 6541